

GENERAL TECHNICAL BULLETIN

SUBJECT:	BULLETIN INDEX	03/22/22
-----------------	-----------------------	-----------------

<u>SUBJECT:</u>	<u>BULLETIN #</u>
NEW SCAN TO EMAIL REQUIREMENTS USING YOUR GMAIL ACCOUNT	118
MEASURES IF YOU CANNOT ACCESS COMMAND CENTER	117
MEASURE FOR 4803 ERRORS DURING SCAN TO EMAIL.....	116
INSTALLING CABINET CASTERS IN THE CORRECT LOCATION	115
DISCONTINUATION OF GOOGLE CLOUD PRINT	114
MICROSOFT ANNOUNCEMENT FOR LIGHTWEIGHT DIRECTORY ACCESS PROTOCOL (LDAP) VULNERABILITY	113
UPDATED KX DRIVER v8.0/MAC DRIVER v5.0/LINUX DRIVER Phase 7	112
CHANGE TO THE FIERY INITIAL LOGIN PASSWORD	111
MEASURE TO PREVENT ISSUES IF THE PF-410 CONNECTOR BECOMES DAMAGED	110
ADJUSTMENT PROCEDURE FOR TRANSFER BELT SKEW	109
MEASURE TO PREVENT ABNORMAL NOISE FROM THE PF-7110	108
MEASURE TO PREVENT A PAPER FEED JAM IN THE PF-7110	107
NETWORK FAX AND REMOTE SCAN AVAILABLE ON MAC OSX 10.9.5 OR LATER	105
MEASURE FOR DOCUMENT PROCESSOR TOP COVER LOCK FAILURE	104
DF-770, DF-790, DP-770 COMPATIBILITY AND IB-23 ACCESSORY INFORMATION.....	103
WINDOWS 10 DRIVER SUPPORT AND LIMITATIONS	102
GOOGLE CLOUD PRINT SUPPORT	101
RECOVERY FIRMWARE FOR SYSTEM ERROR AND MACHINE LOCKUP	100
KYOCERA SERVICE NAVIGATION.....	99

RECOMMENDED ACTION FOR FIELD MACHINES

- | | |
|-----------------------------------|--|
| <input type="checkbox"/> AT SETUP | <input type="checkbox"/> NEXT SERVICE CALL |
| <input type="checkbox"/> NEXT PM | <input checked="" type="checkbox"/> INFORMATION ONLY |

GENERAL TECHNICAL BULLETIN

Bulletin #	Model	Date
GENERAL #118	All Supported Models	03/22/22
NEW SCAN TO EMAIL REQUIREMENTS USING YOUR GMAIL ACCOUNT		
This technical publication is confidential information that is the property of KYOCERA Document Solutions America, Inc. It is solely for the use of KYOCERA Document Solutions authorized dealers. This information may not be published, reproduced, sold, or copied in any media. Its unauthorized use is prohibited. Copyright © 2022 by KYOCERA Document Solutions America, Inc. All rights reserved		

Technical Services would like to inform you that as of May 30th, Gmail will no longer allow the Less secure app option and it will no longer be available as a selection. In the past, Kyocera devices required this option to successfully send mail.


Going forward, to successfully scan to email using your Gmail account, it is now required to use App/Device passwords after enabling 2 factor authentication. The instructions on the following pages will outline the steps necessary to continue to use this function, bypassing 2 factor authentication.


Less secure app access

To protect your account, apps and devices that use less secure sign-in technology are blocked. To keep your account secure, Google will automatically turn this setting OFF if it's not being used.


On May 30, 2022, this setting will no longer be available. [Learn more](#)

Off





On May 30, you may lose access to apps that are using less secure sign-in technology

 kyocera@1234@gmail.com

To help keep your account secure, Google will no longer support the use of third-party apps or devices which ask you to sign in to your Google Account using only your username and password. Instead, you'll need to sign in using [Sign in with Google](#) or other more secure technologies, like OAuth 2.0. [Learn more](#)

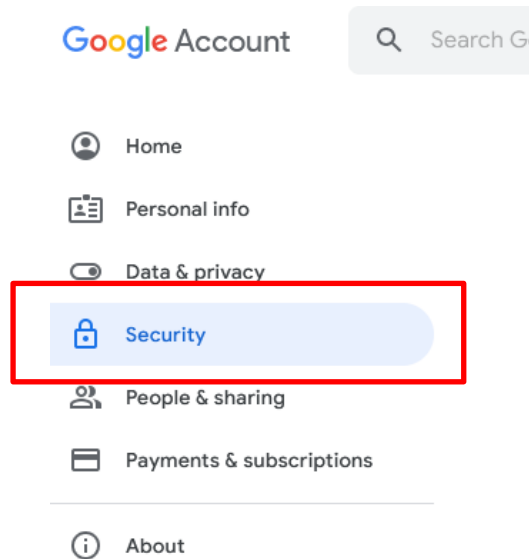
What do you need to do?

Email software, like Outlook 2016 or earlier, has less secure access to your Gmail. Switch to Office 365, Outlook 2019 or newer, or any other email software where you can sign in using **Sign in with Google**.

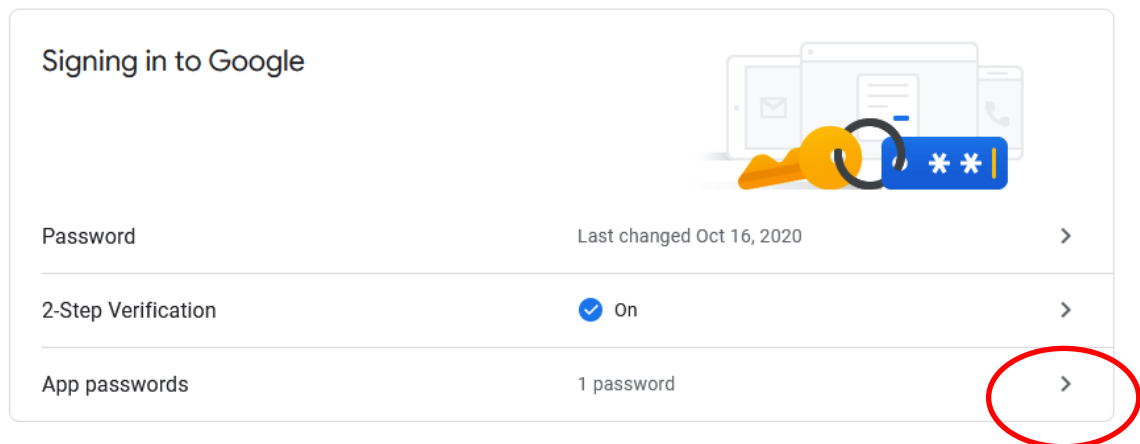
[Learn more](#)

1. Login into the Gmail account that you will be using for the scanning device.
<https://myaccount.google.com/>

2. Select Security



3. Under "Signing in to Google," select App Passwords.
4. **You may need to sign in. If you do not have this option, it might be due to one of the below issues:**
 - a. 2-Step Verification is not set up for your account.
 - b. 2-Step Verification is only set up for security keys.
 - c. Your account is through work, school, or another organization.
 - d. You turned on Advanced Protection.



5. At the bottom, choose Select Device and choose "Other".

← App passwords

App passwords let you sign in to your Google Account from apps on devices that don't support 2-Step Verification. You'll only need to enter it once so you don't need to remember it. [Learn more](#)

You don't have any app passwords.

Select the app and device you want to generate the app password for.

Select app

Select device

iPhone

iPad

BlackBerry

Mac

Windows Phone

Windows Computer

Other (Custom name)

GENERATE

6. Enter a name for the device and press Generate.

You don't have any app passwords.

Select the app and device you want to generate the app password for.

Kyocera

X

GENERATE

7. Copy the Device password shown on your computer. Select done.

Generated app password

Your app password for your device

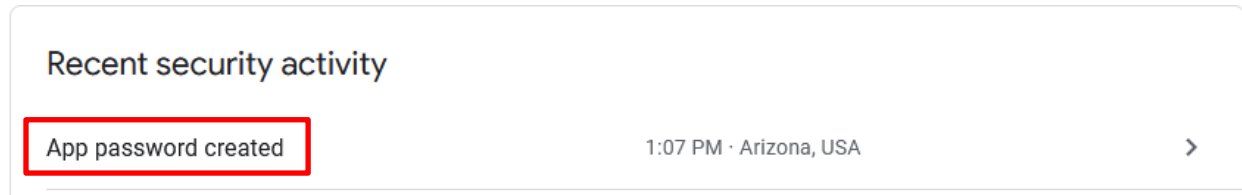
dzcs bggw kgid qtdo

How to use it

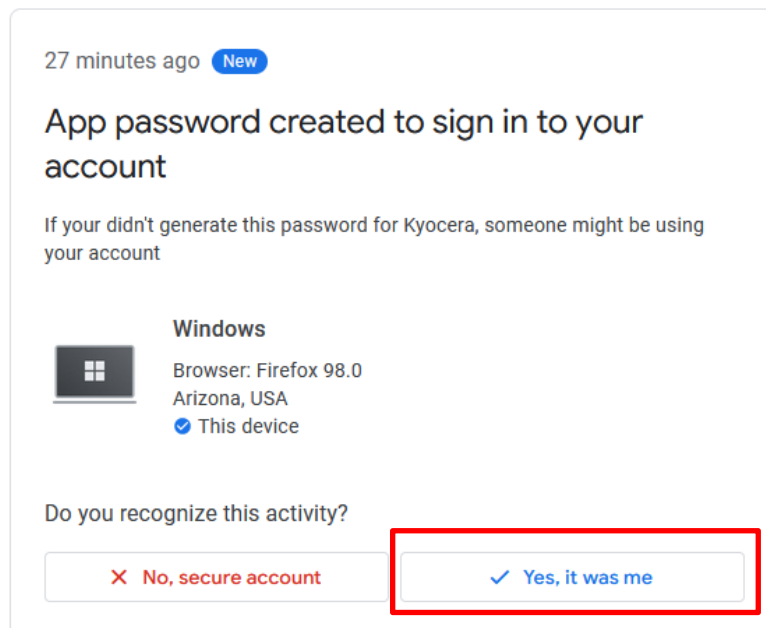
Go to the settings for your Google Account in the application or device you are trying to set up. Replace your password with the 16-character password shown above. Just like your normal password, this app password grants complete access to your Google Account. You won't need to remember it, so don't write it down or share it with anyone.

DONE

8. Go back to your google account under Security and select "Recent security activity". Select the recent entry for App password.



9. Select "Yes, it was me" to confirm change



10. Open the Command center webpage, Login and browse to Function Settings > Email.

Command Center RX
TASKalfa

Model : TASKalfa 3252ci
Host Name : KM27C816
Location : Hotline Lab

Function Settings : E-mail
Last Updated: 2022/03/17 12:28:01

E-mail Settings

SMTP

SMTP Protocol : On
Note : Settings must be made in SMTP (E-mail TX).
[Protocol](#)

SMTP Server Name : smtp.gmail.com
Note : To specify the server name by domain name, set DNS server. [TCP/IP](#)

SMTP Port Number : 587 (1 - 65535)

SMTP Server Timeout : 10 seconds

Authentication Protocol : On

Authentication as : Other

Login User Name : kyoceralab123@gmail.com

Login Password : dzcs bggw kgid qtdo

SMTP Security : STARTTLS
Note : Make settings here. [Protocol](#)

Connection Test : Test

Domain Restriction : Off
Domain List

11. Enter the Device password in the password field. The Username stays the same as Main account.

Recommended Settings for Gmail	
Server name	SMTP.GMAIL.COM
Port	587
SMTP security	STARTTLS

12. Press submit. Once the page refreshes, you can test the connection.



If you have any questions, please contact the Kyocera Diagnostic Center at 1-800-255-6482.